

Assets / CMYK

Logo

Vertical - White



min-height : 18mm

Vertical - Black



Horizontal - White



min-height : 6mm

Horizontal - Black



Colors

Primary

Brown
C 45 / M 83 / Y 95 / K 20
PANTONE 2443 C

Secondary

Dark Brown
C 62 / M 90 / Y 90 / K 55
PANTONE 4975 C



Vermilion
C 4 / M 92 / Y 78 / K 0
PANTONE 179 C

Dawn Pink
C 16 / M 32 / Y 24 / K 0
PANTONE 7605 C

Beige
C 5 / M 10 / Y 7 / K 0
PANTONE 9061 C

White
C 0 / M 0 / Y 0 / K 0
PANTONE White

Black
C 0 / M 0 / Y 0 / K 100
PANTONE Black 6 C



Typography

Outfit

<https://fonts.google.com/specimen/Outfit>

Regular 400

RubyKaigi 2026

Medium 500

RubyKaigi 2026


Bold 700

RubyKaigi 2026

Marks

If displayed too small, the thin stripes in the mark may fade, blur, or cause moiré patterns. Please select the appropriate variation below based on the display size or application.

Large



Exclusively for websites and screen displays. Use at sizes of 400px or larger. Not recommended for print due to the risk of ink bleed or moiré.

Medium



Suitable for websites, screens, and projectors. Can be used for print, but we recommend a minimum size of 400mm.

Small



Suitable for both screen and print. This version is used in our vertical logo. Best suited for sizes around 100px or 40mm.

XS



Suitable for both screen and print. This version is used in our horizontal logo. Best suited for small sizes around 40px or 10mm.

Notice

- When using bitmap formats, do not use low-resolution files or upscale images.
- Do not rasterize files intended for print.
- For screen display, use vector formats (such as SVG) whenever possible.

Background & Texture

You can use the attached PNG files for decoration or backgrounds. For print use, please convert them to CMYK using Photoshop or similar software. When using as a background, we recommend avoiding small text on top to ensure readability.

